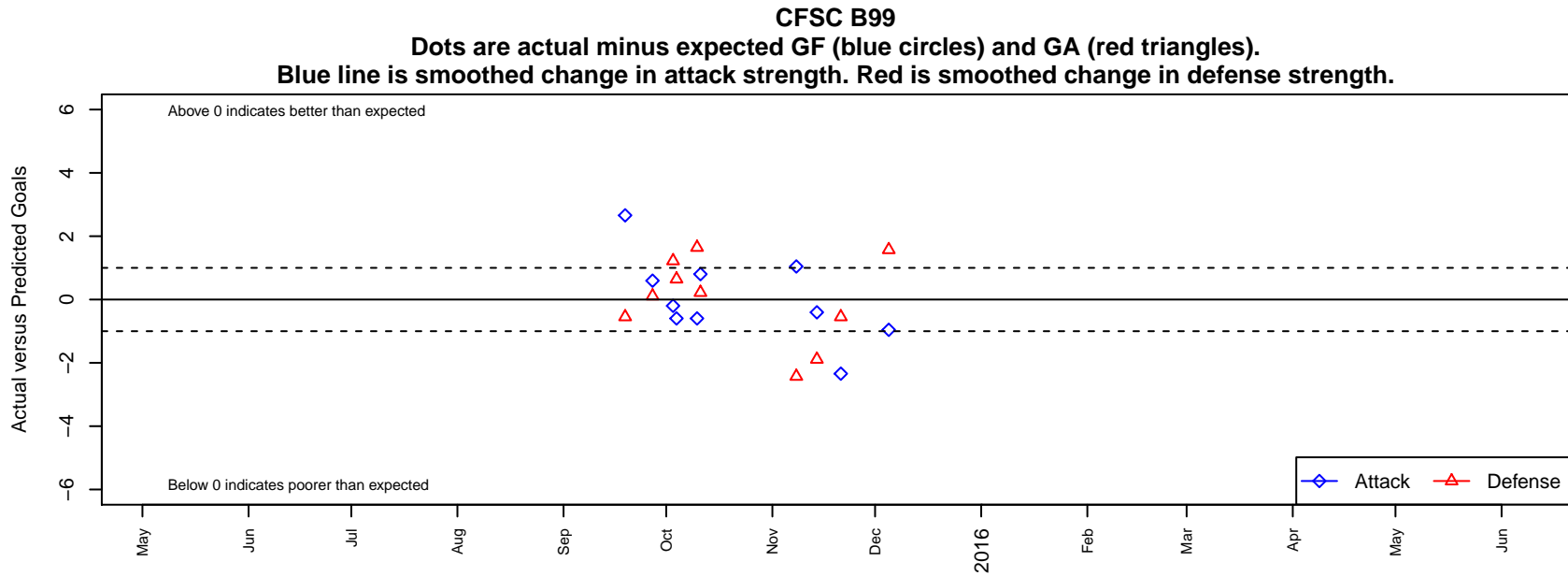


CFSC B99

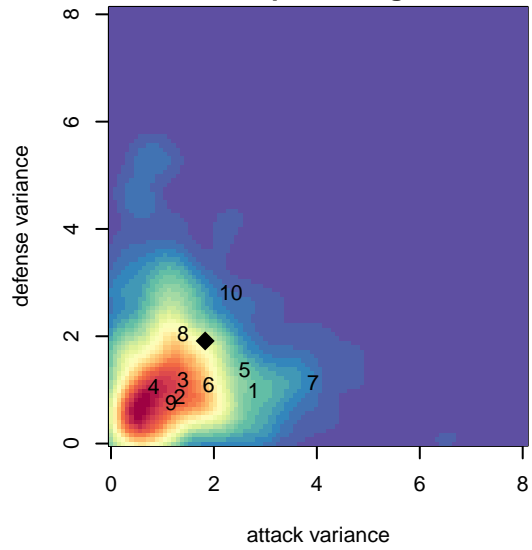
Cascade Foothills SC
Enumclaw, WA
B99 total strength=916
attack=2.11 defense=1.06
fall league = SSUL B99 Div 2
notes= Jewett-Borst 2014-5

alt names used:
CFSC BU-16 Borst

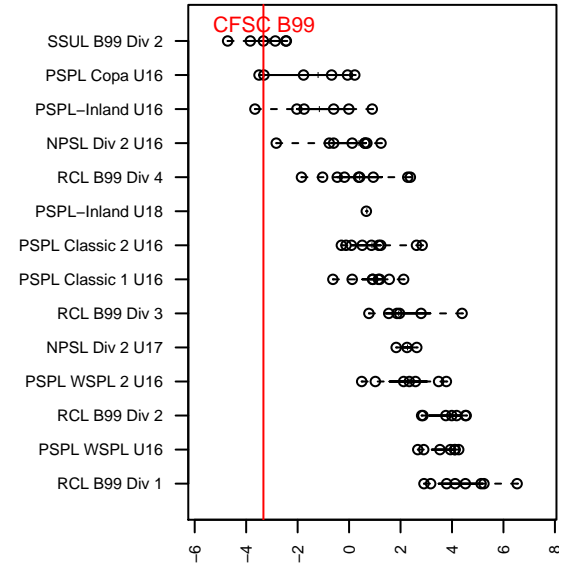
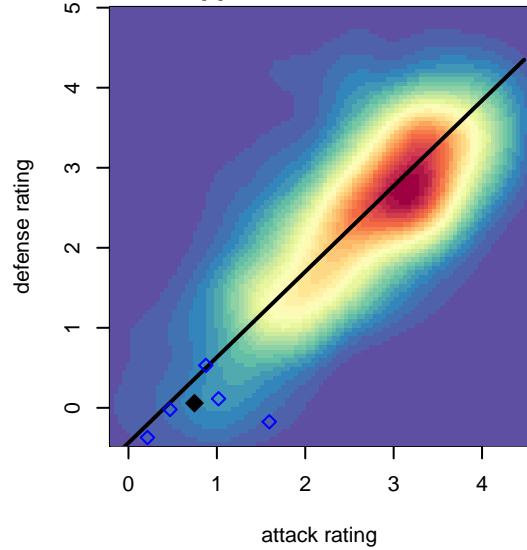
Venues played:
2015 SSUL B99 Div 2



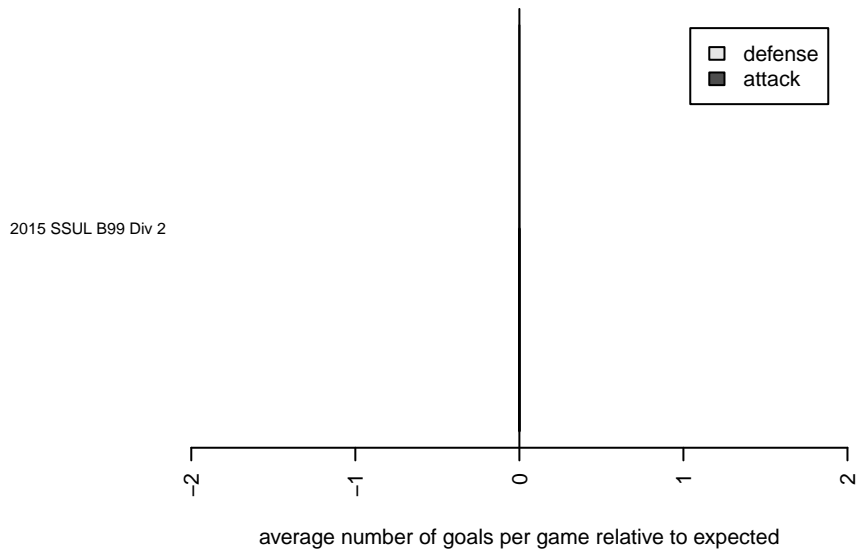
**attack and defense variance (black dot)
relative to other teams
and top 10 in region**



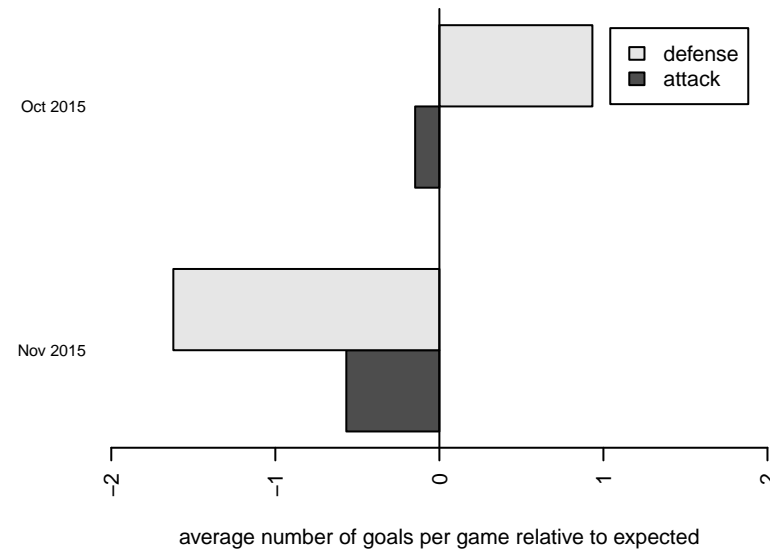
**attack and defense rating
relative to others at age
and all opponents in last 13 months**



Performance relative to 13 month average



Performance relative to 13 month average



date	home		away		venue	pred.home	pred.away
2015-12-05	CFSC B99	1	Santos -Unk B99	1	2015 SSUL B99 Div 2	1.96	2.57
2015-11-21	CFSC B99	0	FWFC Sounders B99	2	2015 SSUL B99 Div 2	2.34	1.45
2015-11-14	Dupont Sharks B99	3	CFSC B99	3	2015 SSUL B99 Div 2	1.11	3.40
2015-11-08	Santos -Unk B99	5	CFSC B99	3	2015 SSUL B99 Div 2	2.57	1.96
2015-10-11	FWFC Tsunami B99	2	CFSC B99	2	2015 SSUL B99 Div 2	2.22	1.20
2015-10-10	UPSC Blue Starz B99	3	CFSC B99	2	2015 SSUL B99 Div 2	4.64	2.60
2015-10-04	CFSC B99	2	UPSC Blue Starz B99	4	2015 SSUL B99 Div 2	2.60	4.64
2015-10-03	CFSC B99	1	FWFC Tsunami B99	1	2015 SSUL B99 Div 2	1.20	2.22
2015-09-27	CFSC B99	4	Dupont Sharks B99	1	2015 SSUL B99 Div 2	3.40	1.11
2015-09-19	FWFC Sounders B99	2	CFSC B99	5	2015 SSUL B99 Div 2	1.45	2.34